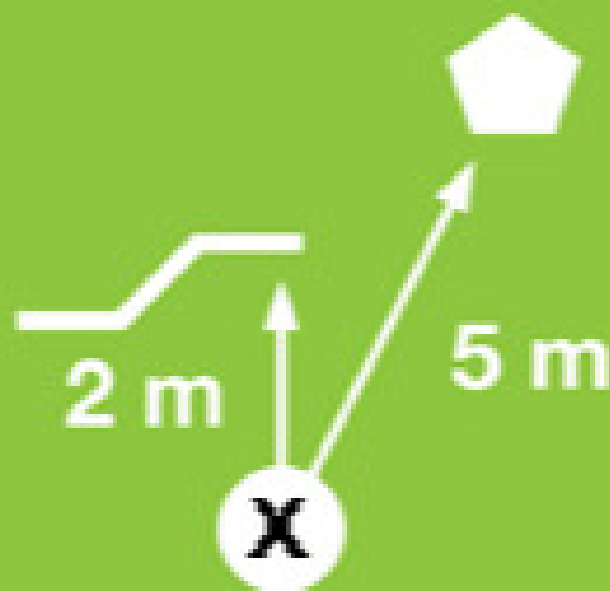


Poste 1



Cassure



Blocs



Arbres ou branches immergés




Ilot



Pente douce



Souches immergées



**SENS DU
PARCOURS**

Poste 2



Cassure



Blocs



Arbres ou branches immergés




Ilot



Pente douce

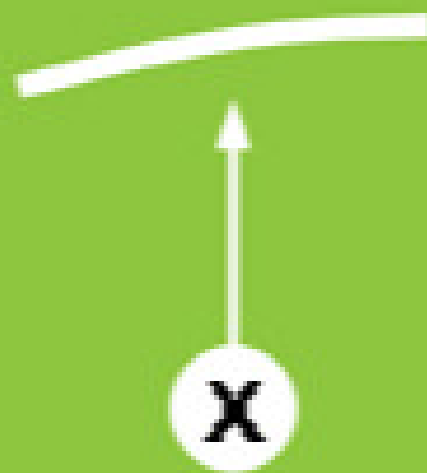


Souches immergées



**SENS DU
PARCOURS**

Poste 3



Cassure



Blocs



Arbres ou branches immergés




Ilot



Pente douce

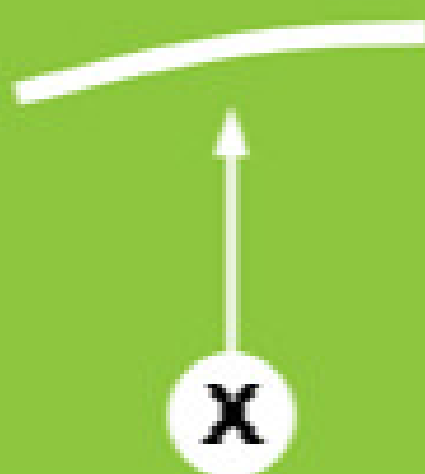


Souches immergées



**SENS DU
PARCOURS**

Poste 4



Cassure



Blocs



Arbres ou branches immergés




Ilot



Pente douce



Souches immergées




**SENS DU
PARCOURS**

Poste 5





-  Cassure
-  Blocs
-  Arbres ou branches immergés
-  Ilot
-  Pente douce
-  Souches immergées



**SENS DU
PARCOURS**

Poste 6




**SENS DU
PARCOURS**

Poste 7



**ATTENTION
RIVIÈRE !
REMONTEZ
VERS LE N°8**




**SENS DU
PARCOURS**

Poste 8

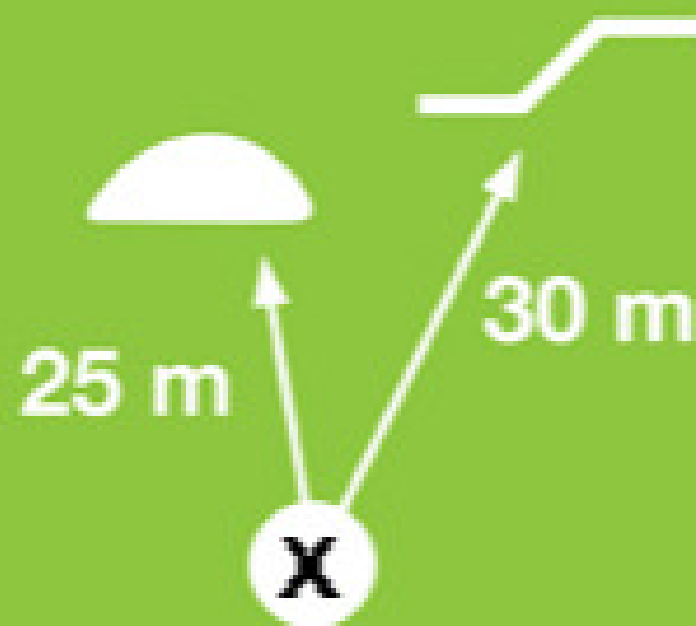


**ATTENTION
RIVIÈRE !
CONTOURNEZ
LE PÔTEAU**




**SENS DU
PARCOURS**

Poste 9

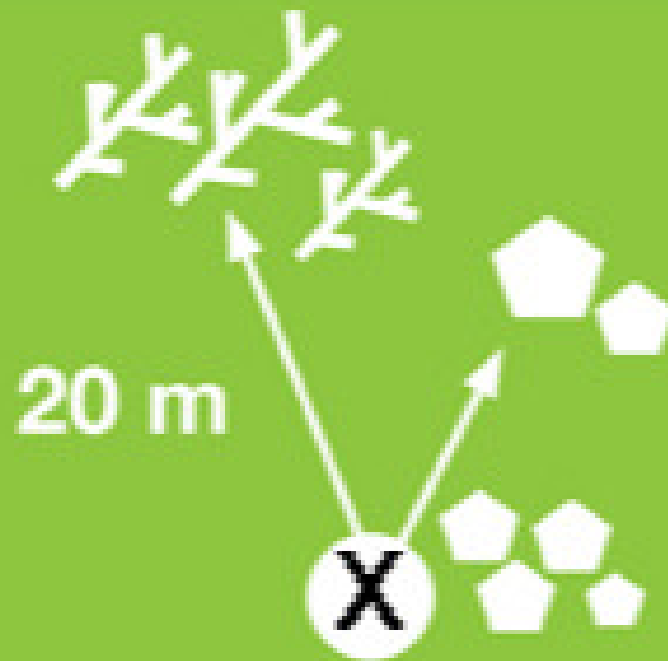








-  Cassure
-  Blocs
-  Arbres ou branches immergés
-  Ilot
-  Pente douce
-  Souches immergées




**SENS DU
PARCOURS**

Poste 10




-  Cassure
-  Blocs
-  Arbres ou branches immergés
-  Ilot
-  Pente douce
-  Souches immergées




**SENS DU
PARCOURS**

Poste 11



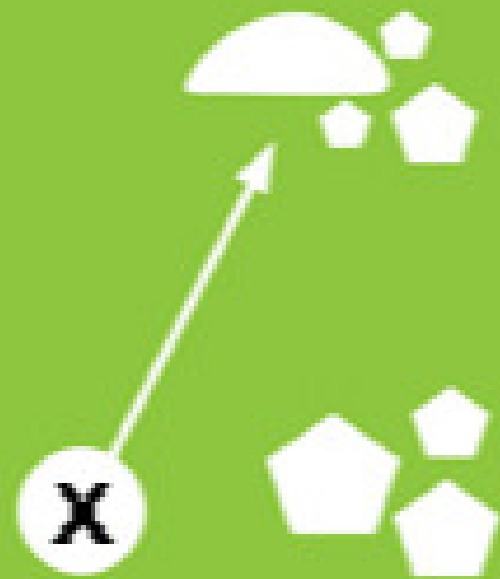
**SENS DU
PARCOURS**

Poste 12



**SENS DU
PARCOURS**

Poste 13



Cassure



Blocs



Arbres ou branches immergés




Ilot



Pente douce



Souches immergées




**SENS DU
PARCOURS**

Poste 14



**PASSAGE
PASSERELLE**




**SENS DU
PARCOURS**

Poste 14





**ZONE DE
QUIÉTUDE**





**SENS DU
PARCOURS**

Poste 15



**SENS DU
PARCOURS**

Poste 16



**SENS DU
PARCOURS**

Poste 17



Cassure



Blocs



Arbres ou branches immergés




Ilot



Pente douce



Souches immergées



**SENS DU
PARCOURS**

Poste 18



Cassure



Blocs



Arbres ou branches immergés




Ilot



Pente douce

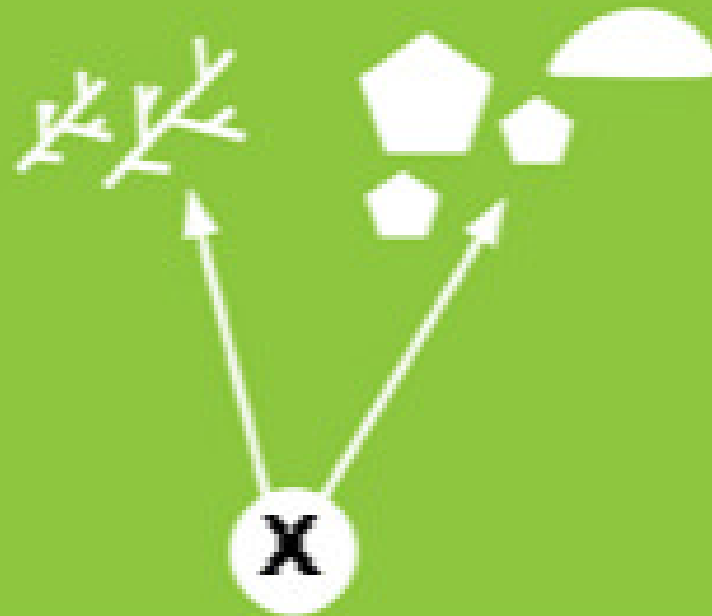


Souches immergées



**SENS DU
PARCOURS**

Poste 19



Cassure



Blocs



Arbres ou branches immergés




Ilot



Pente douce



Souches immergées



**SENS DU
PARCOURS**

Poste 20



Cassure



Blocs



Arbres ou branches immergés




Ilot



Pente douce



Souches immergées



**SENS DU
PARCOURS**

Poste 21



Cassure



Blocs



Arbres ou branches immergés




Ilot



Pente douce




Souches immergées




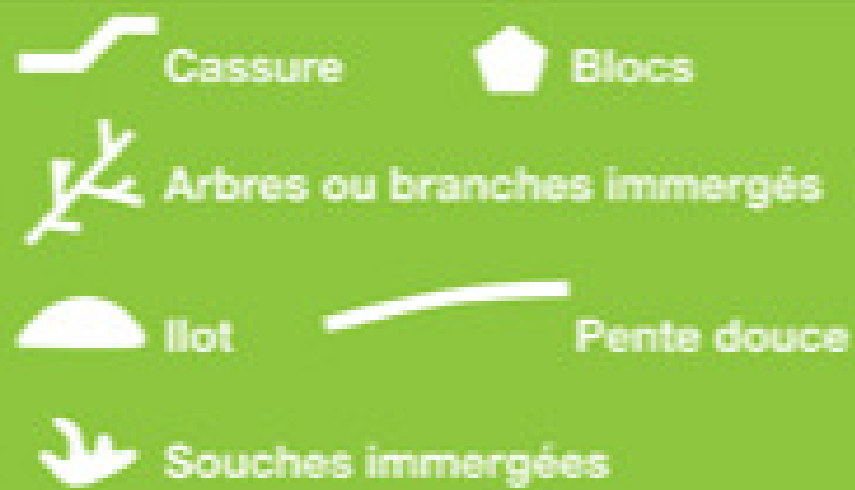
**SENS DU
PARCOURS**

Poste 22



**SENS DU
PARCOURS**

Poste 23




**SENS DU
PARCOURS**



DANGER



**ATTENTION
RIVIÈRE !**



SORTIE